

THARMAC
Cellspin®



Cellspin®
I and II

CYTOCENTRIFUGES

FOR THE PRODUCTION OF

- » Thin-layer cell preparations
- » Monolayer cell preparations



CYTOCENTRIFUGES

Cellspin[®]

THE TOP-END PRODUCT FROM THARMAC[®]

Easy to use – reliable results

Cellspin[®] cytocentrifuges from THARMAC[®], the world market leader for cytocentrifuges made in Germany, combine fast and reliable results with exceptionally simple operation. Is your laboratory growing? *Cellspin*[®] grows with you!

The unique Quickchange[®] system supports effective working, even with high sample volumes. Whether it be small or large volumes – *Cellspin*[®] delivers the right solution for every requirement. The large selection of consumables allows all of the samples to be processed in the same way and, thanks to the Double Cellfunnel[®] you are even able to double your sample throughput while effortlessly maintaining the same high standard of quality.

Cellspin[®] FROM THARMAC[®] – QUALITY MADE IN GERMANY



Cellspin[®] I

FLEXIBILITY & RELIABILITY – ADVANTAGES THAT IMPRESS

- » The only cytocentrifuge that grows with your laboratory's demands
- » Available as a 4, 8 and 12-position cytocentrifuge
- » Rotors can be extended at any time
- » Open and closed cytorotors for open or protected working
- » Can be used both as a cytocentrifuge and a laboratory centrifuge
- » For diagnostic purposes in human and veterinary medicine
- » Can be used in cytology, urology, microbiology, haematology, virology, oncology and many more
- » *Cellspin*[®] uses familiar monolayer filter cards
- » Suitable for volumes from 0.1 to 5 ml
- » Quickchange[®] for quick working with high sample numbers
- » Double Cellfunnel[®] to double capacity with high sample numbers
- » Temperature control for special diagnostic procedures*
- » Can be combined with Shandon[™] Cytospin[™]
- » **Quality – made in Germany**

*only *Cellspin*[®] IIR

Cellspin[®] II



CYTOCENTRIFUGES

ROTORS

CYTOCENTRIFUGATION OR SEDIMENTATION?

The rotor has the power!

Our *Cellspin® I* and *Cellspin® II* can be configured entirely according to your individual requirements. We offer you the perfect answer for every cytology question. The unique Quickchange® system allows rotors to be changed in seconds. One device, endless applications. The choice is yours!

101 – THE CLOSED, REMOVABLE CYTOROTOR WITH QUICKCHANGE®


- » Available as a 4, 8 and 12-position cytorotor (the picture shows the 8-position cytorotor)
- » Processes up to 24 samples simultaneously
- » Protects staff and the samples when loading, during use and when unloading (e.g. under a safety workbench)



Art.-No. 101

370 – THE OPEN, REMOVABLE CYTOROTOR WITH QUICKCHANGE®

- » Available as a 4, 8 and 12-position cytorotor (the picture shows the 8-position cytorotor)
- » Processes up to 24 samples simultaneously
- » Rapid rotor changes allow the readying of further samples in a second rotor during preparation and therefore a significant increase in sample throughput



Art.-No. 370

750 – THE OPEN, REMOVABLE EASY ROTOR

- » Cyt rotor especially as an supplement to the Shandon™ Cytospin™
- » Processes up to 24 samples simultaneously




Art.-No. 750

105 – THE CLOSED, REMOVABLE EASY ROTOR

- » Cyt rotor especially as an supplement to the Shandon™ Cytospin™
- » Processes up to 24 samples simultaneously

380 – THE SWING-OUT ROTOR WITH QUICKCHANGE® FOR 15 ML CENTRIFUGE TUBES


- » Sedimentation rotor for up to 8 centrifuge tubes
- » Suitable for 15 ml centrifuge types ("Falcon" type)
- » With Quickchange® for a quick change between cytocentrifuge and laboratory centrifuge



Art.-No. 380

381 – THE SWING-OUT ROTOR WITH QUICKCHANGE® FOR 50 ML CENTRIFUGE TUBES

- » Sedimentation rotor for up to 6 centrifuge tubes
- » Suitable for 50 ml centrifuge types ("Falcon" type)
- » With Quickchange® for a quick change between cytocentrifuge and laboratory centrifuge



Art.-No. 381, partially with 382

382 – THE ADAPTER (COMPATIBLE WITH 381)

- » Reduction to 15 ml centrifuge tubes ("Falcon" type)

All open cytorotors are also available as fixed-installation variants!

CYTOCENTRIFUGES

TECHNICAL SPECIFICATIONS

Cellspin® I



Cellspin® II



Sample volumes

- » Single Cellfunnel®: 0.5 ml
- » Double Cellfunnel®: 2x 0.5 ml
- » ECOfunnel®: 5 ml

- » Single Cellfunnel®: 0.5 ml
- » Double Cellfunnel®: 2x 0.5 ml
- » ECOfunnel®: 5 ml

Performance

- » 6.000 RPM*
- 208-240V/50-60Hz
- 115V/60Hz
- *with CellClip rotor/swing-out rotor up to 2,000 RPM

- » 15.000 RPM*
- 200-240V/50-60Hz
- 115V/60Hz
- *with CellClip rotor/swing-out rotor up to 2,000 RPM

Rotors

- » CellClip rotors
 - Cyt rotor with 4, 8 or 12 positions
 - Removable or screwed-in
 - Open or closed
- » Swing-out rotors
 - Sedimentation rotor for 15 or 50 ml centrifuge tubes ("Falcon" type)

- » CellClip rotors
 - Cyt rotor with 4, 8 or 12 positions
 - Removable or screwed-in
 - Open or closed
- » Swing-out rotors
 - Sedimentation rotor for 15 or 50 ml centrifuge tubes ("Falcon" type)

Ease of operation

- » Ergonomic operation and information panel
- » Simple rotor changes thanks to Quickchange®

- » Ergonomic operation and information panel
- » Simple rotor changes thanks to Quickchange®
- » 10 memory slots

Control

- » Film keypad
For precise, fast and simple entry of the parameters with option keys
- » Speed RPM
d=100 RPM, from 500 RPM
- » Time t/min
Input in minutes, up to 99 min
- » Pulse button
for brief initial centrifugation
- » RCF button
display of the approximate RCF during the run

- » Film keypad
For precise, fast and simple entry of the parameters with option keys
- » Speed RPM or RCF
d=100 RPM, from 500 RPM
- » Time t/min
Input in minutes, up to 99 min
- » Pulse button
for brief initial centrifugation
- » Toggle button RCF/RPM
- » Short start-up and braking times, even for rotors in the high-speed range
- » Selectable acceleration and deceleration in 9 stages

Cellspin® I



Cellspin® II



Safety

- » Cover locking and retainer
- » Imbalance shut-off
- » Automatic rotor detection
- » Emergency unlocking
- » IEC 1010
- » Safety alarm to protect users and samples

- » Cover retainer
- » Imbalance shut-off
- » Automatic rotor detection
- » Emergency unlocking
- » IEC 1010
- » Safety alarm to protect users and samples
- » Motor overheating protection
- » Cover fall arrester
- » Vessel overheating protection

Construction

- » Metal housing and cover
- » Centrifuge space made from rust-free stainless steel
- » Clip lock Viewing window in the cover

- » Metal housing and cover
- » Centrifuge space made from rust-free stainless steel
- » Viewing window in the cover

Dimensions (h x w x d)

26 x 37 x 43 cm

35 x 40 x 70 cm

Weight

Approx. 25 kg

Approx. 29 kg

Temperature control

(only Cellspin® IIR)

- » Infinitely controllable from -20°C to +40°C
- » Pre-cooling function (fast cool)

THARMAC
Cellspin[®]

THARMAC GmbH

Hasselborner Straße 19 - 21 » D-35647 Waldsolms » FON: +49(0) 60 85-98 99 10

FAX: +49(0) 60 85-98 99 119 » info@tharmac.de » www.tharmac.de